

How do I vote?



In collaboration with:

klaro 




Convocation



I go to the election office.

I bring my **identity card** or **passport**.

The address of the election office is written on the invitation.



At the election office, I receive the ballot paper.

Then I enter the voting booth.

There is a pen in the voting booth.

I can use it to fill in the ballot.

Elections are secret.

Someone can help me in the voting booth.

But I can't show anyone else who I am voting for.



I vote in a small municipality.

My ballot paper then looks like this:



If I want to elect a candidate

I make a cross next to the name of the person.

The exact number of crosses is written at the top of my ballot.

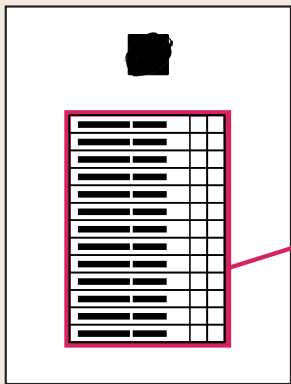
I **cannot make** more crosses.

However, I can make fewer crosses.


POSSIBILITY 1

I choose the whole electoral list of a party.

I blacken **the circle above the electoral list.**



A ballot paper with a blacked-out circle above a list of candidates. The list consists of 10 rows, each with a name (represented by a black bar) and a grid of 10 boxes. A red circle is drawn around the entire list, and a red line connects it to a group of five people.



Each candidate on the list automatically gets 1 cross.

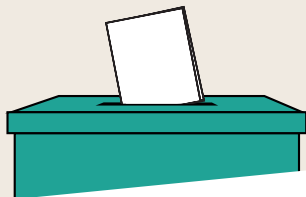


I am not allowed to draw or write on the ballot paper.

If I make a mistake,
I ask for a new ballot paper.

 **I made my crosses.**

I fold up the ballot paper.
I put the ballot paper in the ballot box.
It is a box with a slot.
It is in front of the voting booth.



 **Then I'm done voting.**